

PYN, SPYN

Sockets and plugs

- Group IIC
- Zone 1, 2, 21, 22
- Aluminium alloy
- Ergonomic
- Plugs can be used with industrial sockets
- Suitable for use in extreme temperatures



-60°C

Sockets and plugs designed for low temperatures

RAL7035 polyester coating

Aluminium alloy with low copper content

Cast metal fixing lugs

Steel chain



Series PYN... SPYN... Sockets and plugs from 16 A to 125 A

The PYN, SPYN series of sockets and plugs consists of 16 A and 32 A models and 63 A and 125 A models designed with 'Ex db eb, Ex tb' and 'Ex eb, Ex tb' protection and tested for operation at low temperatures down to -60°C.

The 16A and 32A sockets are equipped with an interlocked disconnect switch with the plug positioned beneath. The rotary movement together with the closing/opening operations which occur inside a special explosion-proof chamber ensure the electrical circuit is only connected after the SPYN series plug has been correctly inserted into its seat and can only be removed once the electrical circuit has been disconnected. The 63A and 125A models are equipped with an automatic circuit breaker as they are designed to withstand high electric loads.

The range includes two pole sockets + earth (PE); three pole sockets + earth (PE) and three pole sockets + neutral + earth (PE), with current capacities of 16A and reduced overall dimensions, up to a maximum of 125A. Voltages range from 50V to a maximum of 690VAC, with a maximum frequency of 50/60Hz. All plug models can also be used in normal industrial sockets conforming to standard IEC/EN 60309-2, whereas all socket models are manufactured so that they cannot be used with industrial type plugs.

Cortem Group applies a tamper-evident holographic security label to its products, complete with a unique authentication numeric code, to combat the illegal sale of imitations and counterfeits, as well as guarantee the authenticity of its products. Failure to observe international standards creates serious risks for the environment and, above all, for the personnel who work with the systems on a daily basis.



Sectors of application:



Petroleum refineries



Chemical and petrochemical plants



Onshore facilities



Offshore facilities



Petroleum loading/unloading pontoons



Low temperatures



Fuel storage facilities



100% produced by Cortem

CERTIFICATE DATA

Classification:	Group II	Category 2GD		
Installation: EN 60079.14	zone 1 - zone 2 (Gas)	zone 21 - zone 22 (Dust)		
Marking:	CE 0722 Ex II 2 GD Ex db eb IIC T... Gb; Ex tb IIC T...°C Db			Socket
	CE 0722 Ex eb IIC T... Gb; Ex tb IIC T...°C Db			Plug
Certificate:	ATEX	IMQ 20 ATEX 049X		
	IEC Ex	IMQ 21.0003X	For all IEC Ex certificate data, download the certificate from www.cortemgroup.com	
Standards:	CENELEC EN 60079-0: 2018, EN 60079-1: 2014, EN 60079-7: 2017, EN 60079-31: 2014 and European Directive 2014/34/EU. IEC 60079-0: 2017, IEC 60079-1: 2014, IEC 60079-7: 2017, IEC 60079-31: 2022 RoHS Directive 2002/95/EC.			
Models:	16 A		32 A	
Temperature class:	T85°C (T6)		T100°C (T4)	
Temp. Temperature:	-60°C +60°C		-60°C +60°C	
Models:	63 A		125 A	
Temperature class:	T85°C (T6)		T140°C (T3)	T134°C (T4)
Temp. Temperature:	-60°C +60°C		-60°C +55°C	-60°C +49°C
Degree of protection:	IP66			

Series PYN... SPYN... Sockets and plugs from 16 A to 125 A

PYN..., SPYN... 16 A

SPYN..., PYN... 32 A

PYN... 63 A, 125 A

SPYN... 63 A e 125 A



MECHANICAL FEATURES

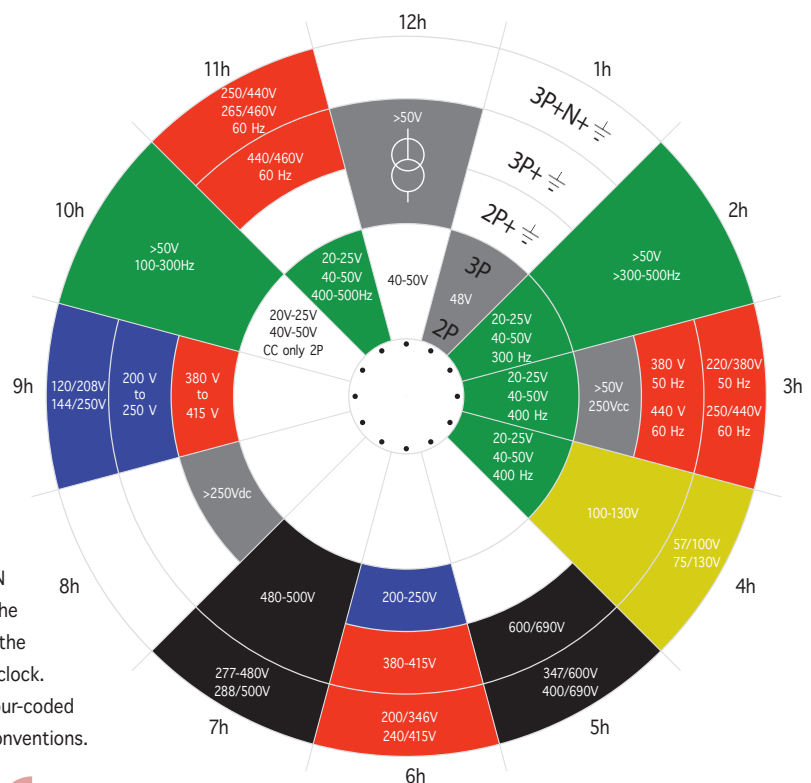
Socket body:	Low copper content aluminium alloy, complete with wall fastening lugs and plastic bayonet socket closure cap, with identifying colour and safety chain
Lid:	Screw fastened, aluminium alloy with low copper content. Used to access socket and make electrical connection
Plug:	Low copper content aluminium alloy, complete with colour coded plastic lock rings to identify the mains power supply voltage
Pins:	nickel-plated brass
Gasket:	Acid, hydrocarbon and high temperature resistant silicone positioned between the body and the lid
Certificate label:	Adhesive affixed to external surface
Screws, bolts and nuts:	Stainless steel
Coating:	Polyester RAL 7035 (Light grey)

Resistenza alla corrosione:

The STANDARD of the aluminium alloy used by Cortem has passed the tests required by standards EN60068-2-30 (hot-humid cycles) and EN60068-2-11 (salt fog test)

The SPYN series plugs can also be used with industrial solder type sockets. This possibility is also designed to allow the user to keep a limited stock of spare parts. In fact, the position of the phase and earth pins, together with the coloured lock rings which comply with the colour code required by IEC/EN 60309-2 for industrial sockets and plugs, identify them according to the power supply voltage and current used.

For a better understanding, we have included the earth pin (PE) positioning drawing and relative colours, in compliance with IEC/EN 60309-2, for voltages greater than 50V.



PIN POSITION

The hour position h is determined with the socket viewed from the front, observing the position of the earth contact in relation to the main reference point always positioned at 6 o'clock.

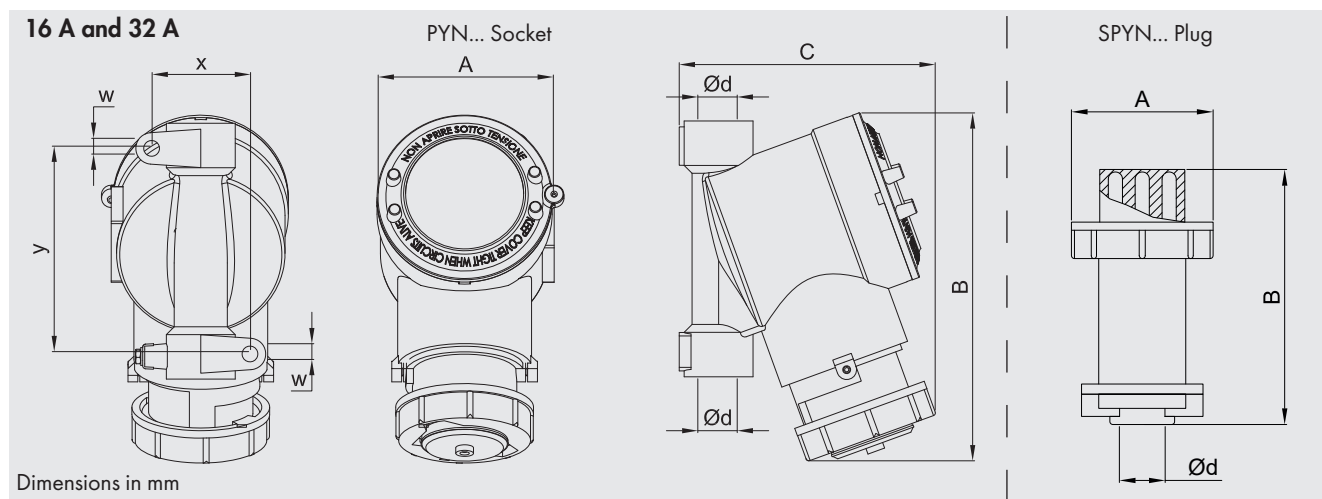
The different rated voltages are also given different colour-coded conventions.

Series PYN... SPYN... Sockets and plugs from 16 A to 125 A

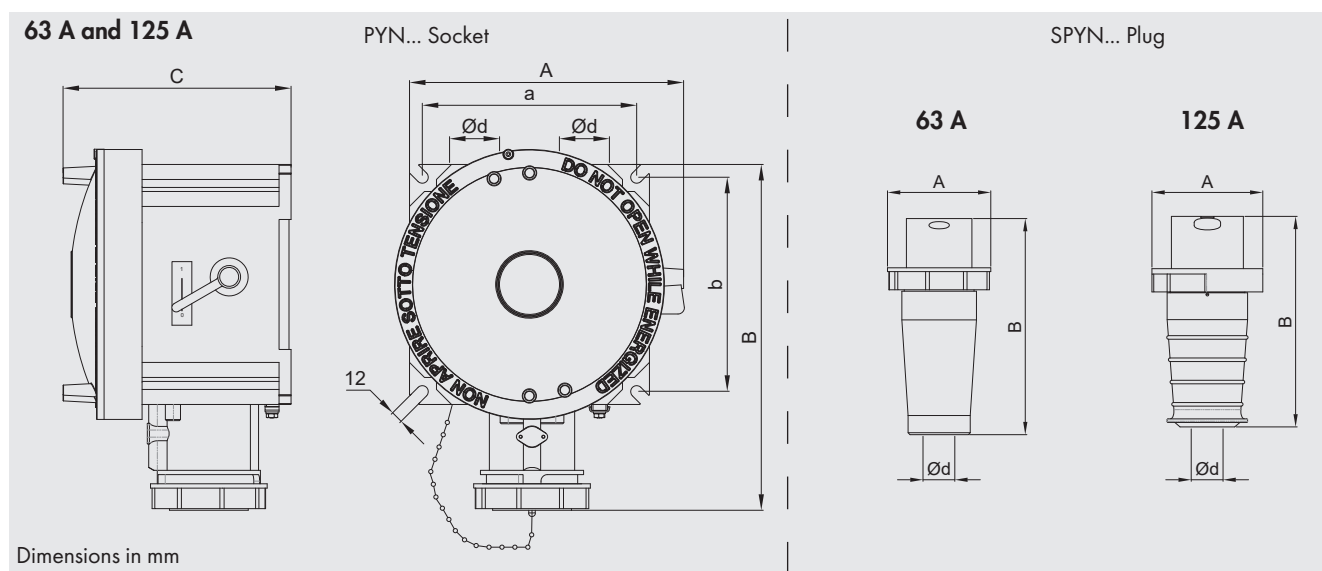
ELECTRICAL FEATURES

Rated voltage:	Max. 690 V
Rated frequency:	Max. 50/60 Hz
Rated current:	16 A, 32 A, 63 A and 125 A
Cable entry:	no. 2 on the socket and no. 1 on the plug
Max. cable cross-section:	for 16A: 4 mm ² for 63 A: 10 - 16 mm ² for 32A: 6 mm ² for 125 A: 35 - 50 mm ²

DIMENSIONAL DRAWING























MODEL	DIMENSIONS (mm)							WEIGHT (kg)
	A	B	C	y	x	w	Ø d	
PYN..16..	Ø 90	165	135	104	50	8	3/4" NPT	1.7
PYN..32..	Ø 120	240	175	140	80	8	1" NPT	2.1
SPYN..16..	Ø 66	116	-	-	-	-	3/4" NPT	0.3
SPYN..32..	Ø 92	145	-	-	-	-	1" NPT	0.6



MODEL	DIMENSIONS (mm)						WEIGHT (kg)
	A	B	C	a	b	Ø d	
PYN..63..	280	337	210	213	213	1 1/2" NPT	11
PYN..125..	280	345	210	213	213	1 1/2" NPT	11,4
SPYN..63..	268	11	-	-	-	ISO M32x1,5	1,2
SPYN..125..	278	130	-	-	-	ISO M40x1,5	1,5

Series PYN... SPYN... Sockets and plugs from 16 A to 125 A




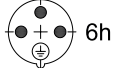







CODE SELECTION TABLE

RATED CURRENT	NUMBER OF POLES	FREQUENCY Hz	RATED VOLTAGE V _{ac}	ARRANGEMENT	WEIGHT (kg)	SOCKET CODE	PLUG CODE
16 A	2P + 	50 / 60	100 / 130	 4h	1.70	PYN216G	SPYN216G
	2P + 	50 / 60	200 / 250	 6h	1.70	PYN216B	SPYN216B
	2P + 	50 / 60	>50 to 250Vdc	 3h	1.70	PYN216GR	SPYN216GR
	2P + 	50 / 60	380 / 415	 9h	1.70	PYN216R	SPYN216R
	2P + 	50 / 60	480 / 500	 7h	1.70	PYN216N	SPYN216N
	3P + 	50 / 60	200 / 250	 9h	1.70	PYN316B	SPYN316B
	3P + 	50 / 60	100 / 130	 4h	1.70	PYN316G	SPYN316G
	3P + 	50 / 60	380 / 415	 6h	1.70	PYN316R	SPYN316R
32 A	2P + 	50 / 60	200 / 250	 6h	2.10	PYN232B	SPYN232B
	2P + 	50 / 60	100 / 130	 4h	2.10	PYN232G	SPYN232G
	2P + 	50 / 60	380 / 415	 9h	2.10	PYN232R	SPYN232R
	2P + 	50 / 60	20 / 25	 5h	2.10	PYN232V	SPYN232V

Features comply with CEI EN 60309-1/60309-2

Series PYN... SPYN... Sockets and plugs from 16 A to 125 A

























CODE SELECTION TABLE

RATED CURRENT	NUMBER OF POLES	FREQUENCY Hz	RATED VOLTAGE V _{ac}	ARRANGEMENT	WEIGHT (kg)	SOCKET CODE	PLUG CODE
32 A	$3P + \perp$	50 / 60	200 / 250	 9h	2.10	PYN332B	SPYN332B
	$3P + \perp$	50 / 60	100 / 130	 4h	2.10	PYN332G	SPYN332G
	$3P + \perp$	50 / 60	500	 7h	2.10	PYN332N	SPYN332N
	$3P + \perp$	50 / 60	380 / 415	 6h	2.10	PYN332R	SPYN332R
	$3P + \perp$	50 / 60	440	 11h	2.10	PYN332RR	SPYN332RR
	$3P + \perp$	50 / 60	20 / 25	 5h	2.10	PYN332V	SPYN332V
	$3P + N + \perp$	50 / 60	200 / 250	 9h	2.10	PYN432B	SPYN432B
	$3P + N + \perp$	50 / 60	100 / 130	 4h	2.10	PYN432G	SPYN432G
	$3P + N + \perp$	50 / 60	500	 7h	2.10	PYN432N	SPYN432N
	$3P + N + \perp$	50 / 60	380 / 415	 6h	2.10	PYN432R	SPYN432R
	$3P + N + \perp$	50 / 60	440	 11h	2.10	PYN432RR	SPYN432RR

Features comply with CEI EN 60309-1/60309-2

Series PYN... SPYN... Sockets and plugs from 16 A to 125 A













CODE SELECTION TABLE

RATED CURRENT	NUMBER OF POLES	FREQUENCY Hz	RATED VOLTAGE V _{ac}	ARRANGEMENT	WEIGHT (kg)	SOCKET CODE	PLUG CODE
63 A	2P + 	50 / 60	200 / 250	 6h	2.10	PYN263B	SPYN263B
	2P + 	50 / 60	380 / 415	 9h	2.10	PYN263R	SPYN263R
	3P + 	50 / 60	200 / 250	 9h	2.10	PYN363B	SPYN363B
	3P + 	50 / 60	500	 7h	2.10	PYN363N	SPYN363N
	3P + 	50 / 60	690	 5h	2.10	PYN363NN	SPYN363NN
	3P + 	50 / 60	380 / 415	 6h	2.10	PYN363R	SPYN363R
	3P + 	50 / 60	440	 11h	2.10	PYN363RR	SPYN363RR
	3P + N + 	50 / 60	200 / 250	 9h	2.10	PYN463B	SPYN463B
	3P + N + 	50 / 60	500	 7h	2.10	PYN463N	SPYN463N
	3P + N + 	50 / 60	690	 5h	2.10	PYN463NN	SPYN463NN
	3P + N + 	50 / 60	380 / 415	 6h	2.10	PYN463R	SPYN463R
	3P + N + 	50 / 60	440	 11h	2.10	PYN463RR	SPYN463RR

Features comply with CEI EN 60309-1/60309-2

Series PYN... SPYN... Sockets and plugs from 16 A to 125 A

CODE SELECTION TABLE

RATED CURRENT	NUMBER OF POLES	FREQUENCY Hz	RATED VOLTAGE V _{ac}	ARRANGEMENT	WEIGHT (kg)	SOCKET CODE	PLUG CODE
125 A	$2P + \frac{\perp}{\perp}$	50 / 60	200 / 250	 6h	2.10	PYN2125B	SPYN2125B
	$2P + \frac{\perp}{\perp}$	50 / 60	380 / 415	 9h	2.10	PYN2125R	SPYN2125R
	$3P + \frac{\perp}{\perp}$	50 / 60	200 / 250	 9h	2.10	PYN3125B	SPYN3125B
	$3P + \frac{\perp}{\perp}$	50 / 60	500	 7h	2.10	PYN3125N	SPYN3125N
	$3P + \frac{\perp}{\perp}$	50 / 60	690	 5h	2.10	PYN3125NN	SPYN3125NN
	$3P + \frac{\perp}{\perp}$	50 / 60	380 / 415	 6h	2.10	PYN3125R	SPYN3125R
	$3P + \frac{\perp}{\perp}$	50 / 60	440	 11h	2.10	PYN3125RR	SPYN3125RR
	$3P + N + \frac{\perp}{\perp}$	50 / 60	200 / 250	 9h	2.10	PYN4125B	SPYN4125B
	$3P + N + \frac{\perp}{\perp}$	50 / 60	500	 7h	2.10	PYN4125N	SPYN4125N
	$3P + N + \frac{\perp}{\perp}$	50 / 60	690	 5h	2.10	PYN4125NN	SPYN4125NN
	$3P + N + \frac{\perp}{\perp}$	50 / 60	380 / 415	 6h	2.10	PYN4125R	SPYN4125R
	$3P + N + \frac{\perp}{\perp}$	50 / 60	440	 11h	2.10	PYN4125RR	SPYN4125RR

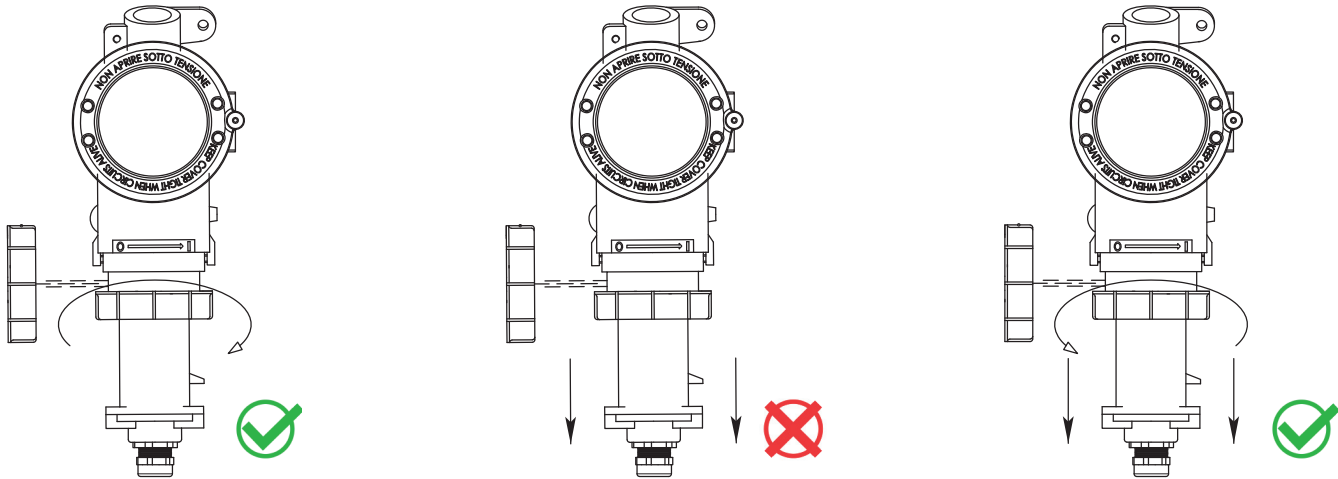
Features comply with CEI EN 60309-1/60309-2

Series PYN... SPYN... Sockets and plugs from 16 A to 125 A

ILLUSTRATION	DESCRIPTION	MODEL	FEATURES	CODE	LEGEND
	Cable gland	1 1/2" ISO 7/1 ISO M32 ISO M40	Material: nickel-plated brass	NAV55B NAV321B NAV401B	 
	Cap	1 1/2" ISO 7/1 ISO M32 ISOM40	Material: nickel-plated brass	PLG5B PLG31 PLG41	 
	Coloured ring with bayonet connection	SPYN216...	The rated voltage or frequency of each plug is identified by its colour	M16-523/1/...	
		SPYN316...		M16-751/1/...	
		SPYN232... SPYN332...		M32-523/1/...	
		SPYN432...		M-766/1/...	
		SPYN263... SPYN363... SPYN463...		M-1014/...	
		SPYN2125... SPYN3125... SPYN4125...		M-1036/...	
	Coloured cap with bayonet connection and safety chain to prevent losing cap	PYN216...	The rated voltage or frequency of each plug is identified by its colour	M-0384/1/...	
		PYN316...		M-0574/1/...	
		PYN232... PYN332...		M-0385/1/...	
		PYN432...		M-0564/1/...	
		PYN263... PYN363... PYN463...		M-0681/...	
		PYN2125... PYN3125... PYN4125...		M-0682/...	

SAFETY SYSTEM

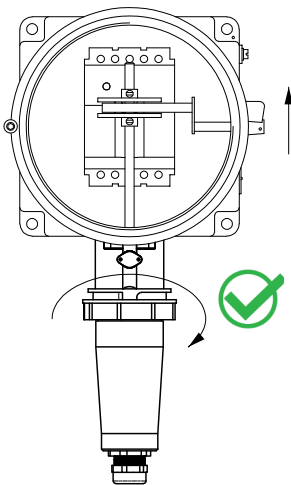
The **16 A** and **32 A** sockets are equipped with an internal disconnect switch which, by turning the attached plug, closes/opens the contacts inside a special explosion-proof chamber, thus containing any explosions in the presence of gas. The electrical circuit is only connected after the SPYN series plug has been correctly inserted into its seat and it can only be removed once the electrical circuit has been disconnected.



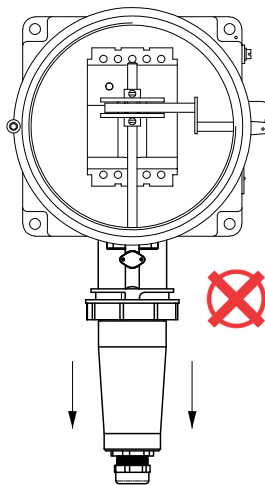
The plug cannot be removed from the socket if it has not first been turned anticlockwise to disconnect the internal electrical circuit.

The **63 A** and **125 A** sockets are equipped with a circuit breaker. Activating the switch via the external control handle triggers the closing/opening operations inside a special explosion-proof chamber, thus containing any explosions in the presence of gas. The electrical circuit is only connected after the SPYN series plug has been correctly inserted into its seat and it can only be removed once the electrical circuit has been disconnected.

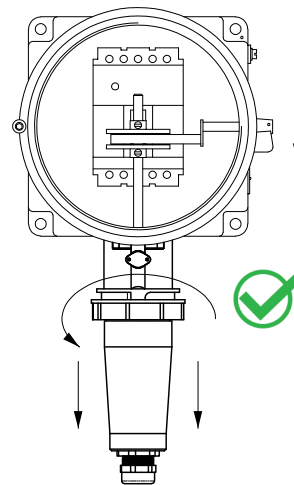
Internal circuit breaker in "ON" position.



Internal circuit breaker in "ON" position.



Internal circuit breaker in "OFF" position.



The plug will not come out of the socket if the switch is in "ON" position (with the control handle facing upwards).